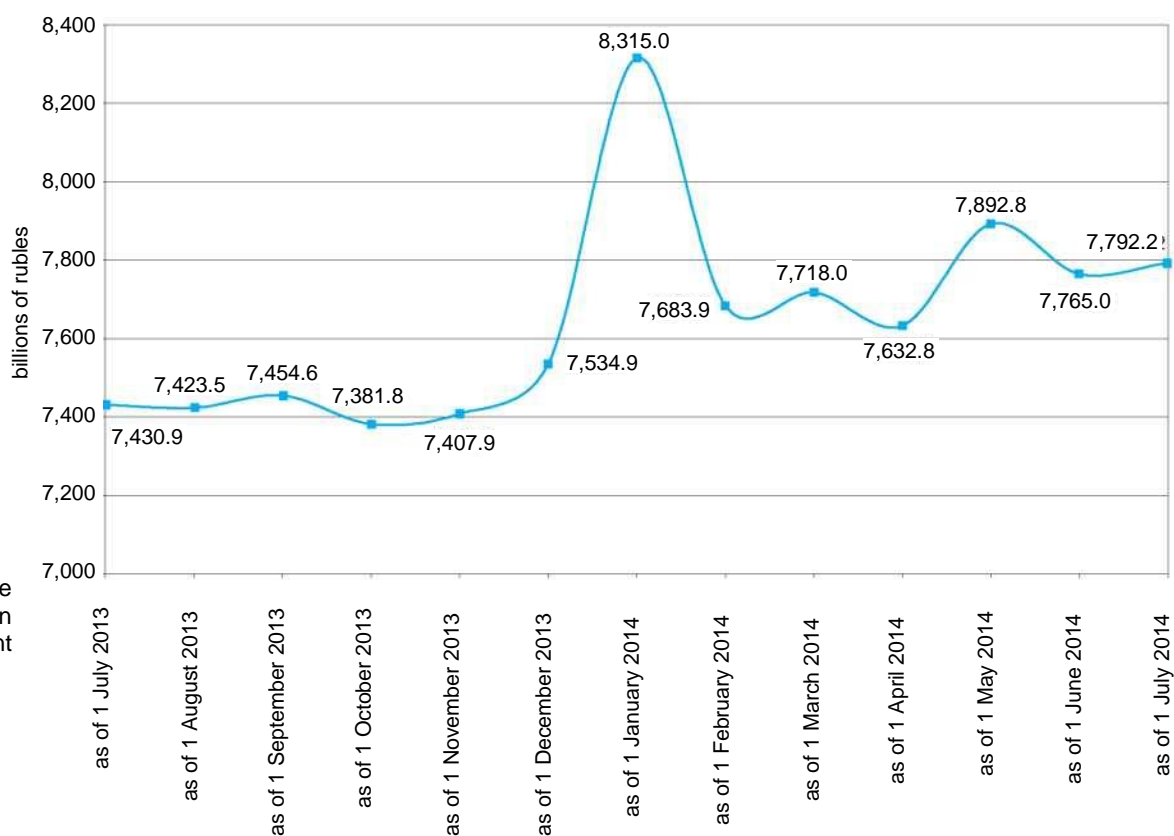


STRUCTURE OF MONEY SUPPLY AS OF 1 JULY 2014

The amount, number and proportion of banknotes and coins in circulation

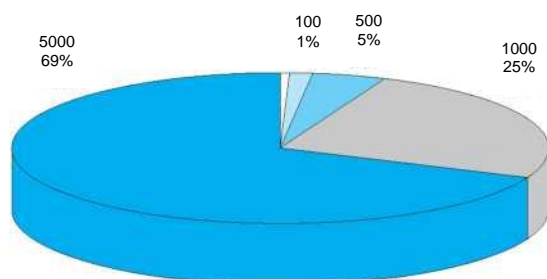
	Banknotes	Coins	Total
Amount (billion rubles)	7,719.6	72.6	7,792.2
Number (million pieces)	5,910.7	58,641.6	64,552.3
Proportion by amount (%)	99.1	0.9	100.0
Proportion by denomination (%)	9.2	90.8	100.0
Change from 1 January 2014 (billion rubles)	-527.0	4.2	-522.8
Change from 1 January 2014 (%)	-6.4	6.1	-6.3

Change in the amount of cash in circulation

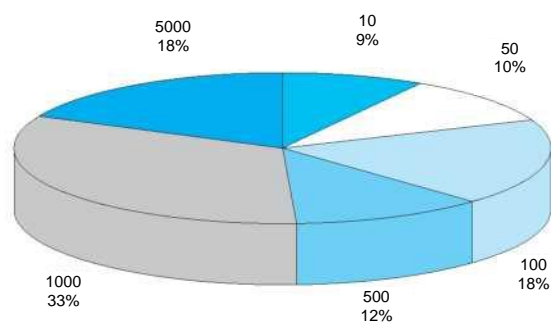


Prepared by the
Cash Circulation
Department

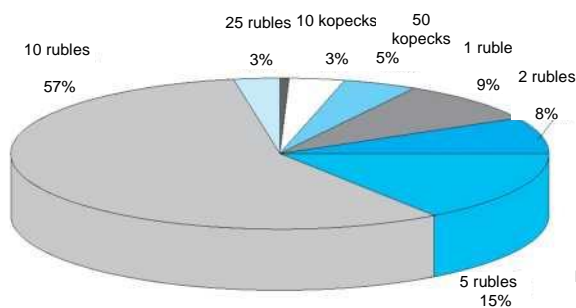
Proportion of individual denominations in the total amount of banknotes



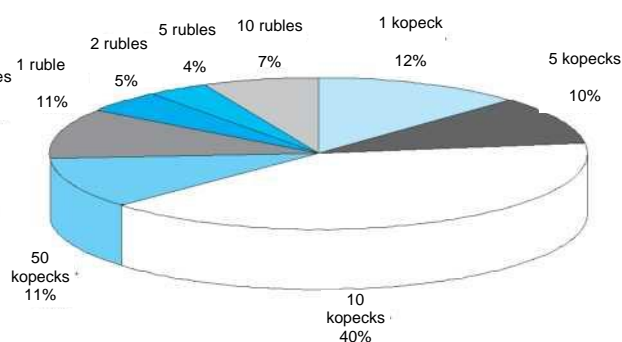
Proportion of individual denominations in the total number of banknotes



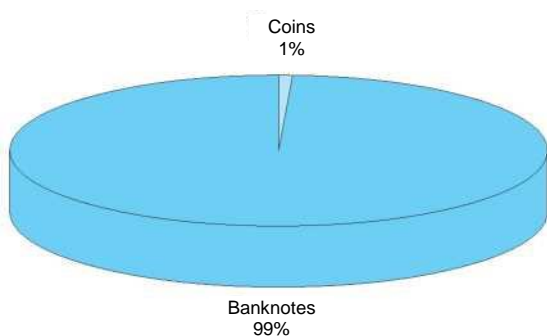
Proportion of individual coins in the total amount of coins



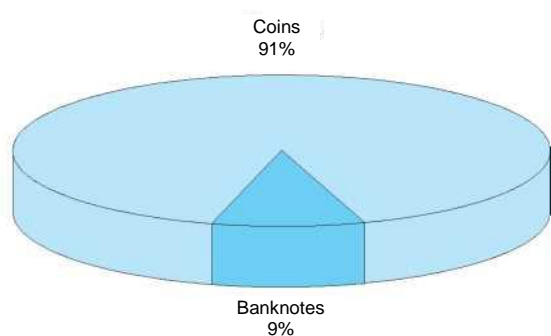
Proportion of individual coins in the total number of coins



Proportion of banknotes and coins in the total amount



Proportion of banknotes and coins in the total number



Notes:

Proportions are rounded.

The proportion of 5-, 10- and 50-ruble banknotes in the total amount is less than 0.5%.

The proportion of 5-ruble banknotes in the total number is less than 0.5%.

The proportion of 1- and 5-kopeck coins in the total amount is less than 0.5%.

The proportion of 25-ruble coins in the total number is less than 0.5%.

*In case of any translation ambiguity the Russian version shall prevail.